



# Exteriors and Floor Plans



INTERGALACTIC



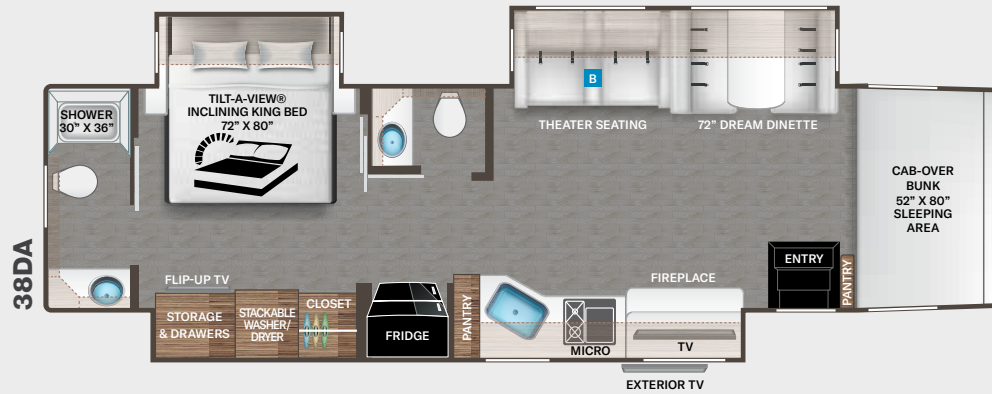
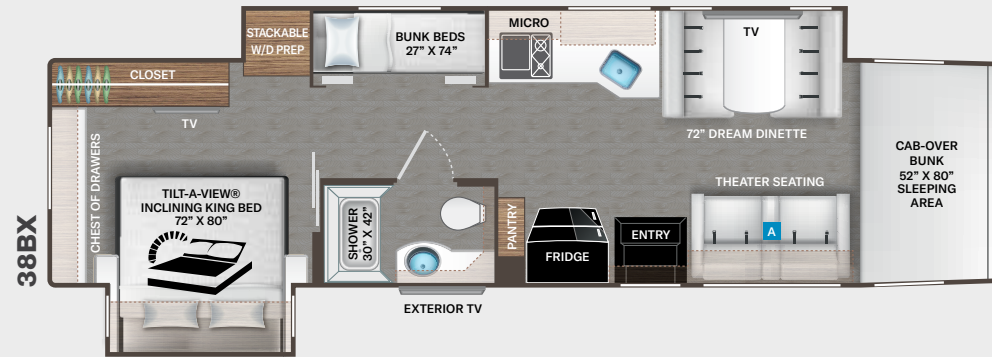
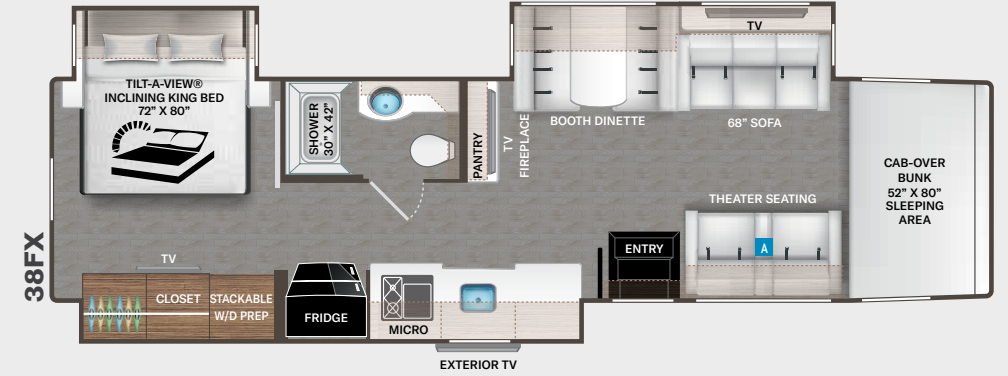
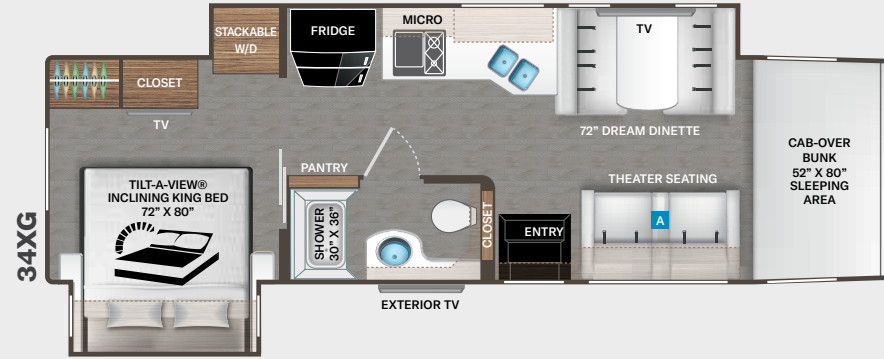
MIRAGE



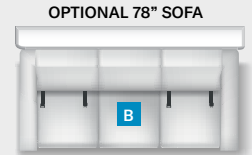
ROLLIN' STONE



SANGRIA



Option Available on Select Floor Plans:



## Interiors



Optional - Lifestyle Edition:



# INCEPTION®



Use your phone's camera to find out more information. Just scan the code!



## Featured Highlights

### CONSTRUCTION & EXTERIOR

- Freightliner® S2RV Chassis - Cummins® ISB-XT 6.7L / 360HP & 800 lb-ft Torque
- Welded Tubular Steel Floor
- Welded Tubular Aluminum Roof & Sidewall Cage Construction
- Premium One-Piece Roof
- Fiberglass Front & Rear Cap
- Full-Body Paint Package with Gel Coated Sidewalls
- Invisible Front Paint Protection
- Automatic Leveling Jacks with Touchpad Controls
- Rotocast Storage Compartments
- Basement Pass-Through Storage
- Side-Hinged Aluminum Compartment Doors
- Pet-Link™ Multi-Purpose Tie-Down
- Power Patio Awning with Integrated LED Lighting
- Power Entry Door Awning (38FX & 38DA)
- Powered Sky View Shade in Cab Overhead
- Slideout Room Awnings
- Electric Entry Step
- Automatic Courtesy Lights Over Cab Entry
- Frameless Dual Pane Windows

### AUTOMOTIVE & COCKPIT

- 10.1" Touchscreen Dash Radio with Bluetooth®, Apple CarPlay®/Android Auto® & Sirius/XM® Prep
- Heated/Remote Exterior Mirrors
- Side View Camera System
- Emergency Engine Start Switch
- Air Ride Adjustable Driver & Passenger Captain's Chairs with Center Arm Rests
- Power Windows & Door Locks
- Cruise Control
- Tilt & Telescoping Steering Wheel

- Map Light
- Drink Holders
- Fog Lamps
- All Weather Cab Floor Mat
- Privacy Curtain
- Cabover Sleeping Area
- Fiberglass Running Boards
- 295/75R Tires with 22.5" Aluminum Wheels

### AUTOMOTIVE & COCKPIT OPTION

- Stealth Black-Out Package Includes: Black - Wheels, Exterior Mirrors, Headlight Trim, Grille, Air Intake and Logos

### INTERIOR

- Luxury Vinyl Tile Flooring
- 84" Interior Ceiling Height
- Soft Touch Vinyl Ceiling
- LED Lighting
- Ceiling Ducted Whisper Air Central Cooling System
- Hardwood Veneer Paneling in Select Areas
- Satin Finish Cabinetry with Solid Wood Flat Panel Cabinet Doors & Nickel Finish Hardware
- Full Extension Metal Ball-Bearing, Soft-closing Drawer Guides
- Lambrequin Window Treatments
- Window Privacy Roller Shades
- Leatherette Dream Dinette® Booth with Cup Holders & Four Seat Belts
- Dual Child Safety Tether in Dinette
- Wireless Phone Charger with USB Plug on Dinette Table Top
- Pressed Laminate Countertops in Select Areas
- Leatherette Power Reclining Theater Seating with Footrests, USB Charging Ports & Stainless Steel Cup Holders
- Leatherette Sofa Bed (38FX)
- Electric Fireplace with Remote Control (38FX & 38DA)

### INTERIOR OPTIONS

- Lifestyle Edition Two-Tone Cabinetry with Brisol Style Doors & Chrome Finished Hardware
- Leatherette Sofa-bed IPO Theater Seating

### KITCHEN

- Residential Refrigerator
- 2-Burner High-Output Gas Range with Single Induction Cooktop
- Stainless Steel 30" Over-the-Range Convection Microwave Oven
- Solid Surface Countertops
- Kitchen Countertop LED Accent Lighting
- Decorative Tile Backsplash
- Stainless Steel Double Bowl Sink with Single Handle Faucet with Pull-Down Sprayer & Stainless Steel Sink Cover
- Pantry
- Waste Basket
- 12-volt High Capacity Power Vent with Cover

### BEDROOM & BATHROOM

- King Size Bed with Tilt-A-View® Inclining Bed Mechanism
- Designer Headboard, Bedspread & Pillow Shams
- Bedroom 110-volt Outlet on Inverter for CPAP Machine
- Bunk Beds Convert to Closet (38BX)
- Fiberglass Shower with Obscure Glass Door
- Skylight in Shower
- Stainless Steel Bathroom Sink
- Foot Flush Porcelain Toilet
- Power Bath Vent with Cover

### ENTERTAINMENT

- 50" LED Smart TV in Living Area (38BX & 38FX)
- 39" LED Smart TV in Living Area

- (34XG & 38DA)
- Soundbar in Living Area
- 32" LED TV in Bedroom
- TV Prep in Bunk Beds (38BX)
- Tablet Holders and USB Charge Ports in Bunk Bed (38BX)
- Exterior 40" TV on Swivel Bracket with Bluetooth® Built-in Sound Bar and Radio
- USB Charging Ports - Bedroom & Living Area
- Cable TV & CAT6 Video Distribution
- Digital TV Antenna
- Winegard® Connect™ 2.0 WiFi / 4G / TV Antenna
- Satellite Mounting Backer in Roof

### ELECTRICAL & PLUMBING

- Onan® RV QD 8000 Diesel Generator
- Automatic Generator Start
- 50-amp Shoreline Power Cord with 12-volt Electric Power Cord Reel
- Automatic Transfer Switch with Power Protection
- 1800-watt Inverter

- Energy Management System
- Dual 15,000 Roof Air Conditioners with Heat Pump in Living Room
- Four (4) Auxiliary House Batteries
- Battery Disconnect Switch
- 100-watt Solar Charging System with Control Through Via Multiplex Panel
- Rapid Camp+® Multiplex Wiring Control System, WiFi-App Enabled
- Whole Coach Water Filtration System
- Tankless Water Heater
- Enclosed & Heated Holding Tanks
- Black Tank Flush System
- 360° Siphon® Holding Tank Vent Cap
- Stacking Washer/Dryer
- Outside Shower
- Exterior LP Connection



P.O. Box 1486, Elkhart, IN 46515  
Sales Department: 800.860.5658



Use your phone's camera to find out more information.  
Just scan the code!

## Specifications

	34XG	38BX	38DA	38FX
Chassis	Freightliner S2-RV	Freightliner S2-RV	Freightliner S2-RV	Freightliner S2-RV
Gross Vehicle (GVWR)	32,700	32,700	32,700	32,700
Gross Combined (GCWR)	46,000	46,000	46,000	46,000
Wheel Base	246"	279"	279"	279"
Exterior Length (w/o ladder)	35'-6"	39'-10"	39'-10"	39'-10"
Exterior Height (w/AC)	13'-3"	13'-3"	13'-3"	13'-3"
Exterior Width (w/o mirrors)	101"	101"	101"	101"
Interior Height (living area)	84"	84"	84"	84"
Awning Size	16'	17'	17'	20'
Fuel (gal)	100	100	100	100
LPG (lbs)	105	105	105	105
Fresh/Waste/Gray Water (gal)	100 / 40 / 40	100 / 40 / 41	100 / 40 / 40	100 / 40F-40R / 40F-40R
Water Heater (gal)	Tankless	Tankless	Tankless	Tankless
Furnace (BTUs)	35,000	35,000	35,000	35,000
Exterior Storage Capacity (cu. ft.)	132	180	180	137
Hitch Rating (lbs.)	15,000	15,000	15,000	15,000

For a complete listing of specifications and available features, visit: [thormotorcoach.com/inception](http://thormotorcoach.com/inception)

**IMPORTANT—PLEASE READ:** This brochure reflects product design, fabrication, material, components and specifications at the date of printing, which date is disclosed below. Please visit us online at [ThorMotorCoach.com](http://ThorMotorCoach.com) or consult with your selling dealership for the latest in standards, options, specification and technical information. Photographs in the brochure may depict optional equipment or may only be available in certain floor plans. Components, appliances and the chassis may have been manufactured in a calendar year before the vehicle's designated model year. All capacities are approximate. The actual length of the vehicle may differ from that indicated in the brochure due to variances in the manufacturing processes and/or installed components. All dry weights are based on standard model features and do not include optional features or equipment. Component part and appliance manufacturers issue limited warranties covering portions of the vehicle not covered under the limited warranty we issue.  
Copyright Thor Motor Coach, Inc. © OH 09/13/2023

# INCEPTION®